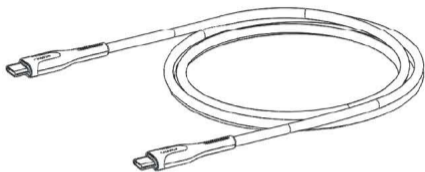


01

100W USB-C TO C CABLE



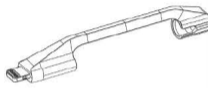
02

EDGE KEY ADAPTER



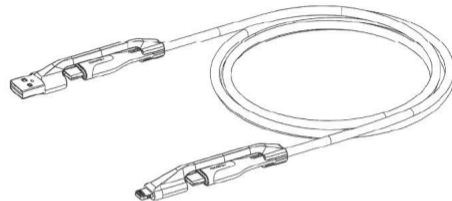
03

DUAL KEY ADAPTER



04

CHARBY EDGE PRO



Product Specifications

Model : CE01C-C1
 Length : 2 meter / 6.5 feet
 Max Output : 20V, 5A Max 100W
 Material : TPE, Nylon-braided fiber, DuPont™ Kevlar® fiber, 22 AWG copper power wire, 28 AWG copper data wire, aluminium inner foil & mesh

Supported Fast Charging :
 Power Delivery (PD3.0) PPS, Qualcomm® Quick Charge™ (QC4+)

* DuPont™ and Kevlar® are trademarks or registered trademarks of E.I. du Pont de Nemours and Company.

Product Specifications

Model : CE01D-A1	Model : CE01D-P1
Dimensions : 81 x 15 x 13mm	Dimensions : 81.7 x 11.2 x 13mm
Max Output : 3A	Max Output : 3A
Supported Fast Charging : Qualcomm® Quick Charge™ (QC 3.0, 2.0), Apple 2.4A, Huawei Fast Charger Protocol (FCP), Samsung Adaptive Fast Charge (AFC), MediaTek® Pump Express™ (PE)	Supported Fast Charging : Qualcomm® Quick Charge™ (QC 3.0, 2.0), Apple 2.4A, Huawei Fast Charger Protocol (FCP), Samsung Adaptive Fast Charge (AFC), MediaTek® Pump Express™ (PE)
Material : TPE	Material : TPE

Product Specifications

Model : CE01C-Z1
 Length : 2 meter / 6.5 feet
 Max Output : 20V, 5A Max 100W
 Material : TPE, Nylon-braided fiber, DuPont™ Kevlar® fiber, 22 AWG copper power wire, 28 AWG copper data wire, aluminium inner foil & mesh

Supported Fast Charging :
 Power Delivery (PD3.0) PPS, Qualcomm® Quick Charge™ (QC4+/3.0 / 2.0), Apple 2.4A, Huawei Fast Charger Protocol (FCP), Samsung Adaptive Fast Charge (AFC), MediaTek® Pump Express™ (PE)

* DuPont™ and Kevlar® are trademarks or registered trademarks of E.I. du Pont de Nemours and Company.

05

SAFETY GUIDELINES

01. **Do not** expose the product to extreme temperature such as direct sunlight, place it near heat sources or flammable materials.
02. **Do not** disassemble or attempt to repair the product unless you're a qualified professional.
03. **Do not** throw, hit, drop, or allow any substantial impact to the product.
04. **Do not** store the product in a damp place or immerse it in water. If water gets into your product, allow it to dry naturally before use.
05. **Keep** your charger out of reach of children to avoid improper use.
06. **For optimal longevity**, while charging (and when you're also using the device), avoid pulling or bending the adapter in any directions (other than, well, plugging in and out).

Note:
Improper use may cause injury, property damage, and may damage your device. Charby is not responsible or liable for any damage or harm incurred because of the user's failure to follow the instruction in this manual.

We welcome any questions or suggestions for Improvement.
You can contact us in the following ways:
Email: support@charbycharge.com
Facebook: facebook.com/charbycharge



06

LIMITED HARDWARE WARRANTY

Charby warrants that this Product will be free from defects in material and workmanship under normal use for a period of one (1) year starting from the date of delivery. In the event Charby determines, in its sole discretion, that the Product suffers from material defects in manufacture and does not substantially conform to the published specifications under normal use within the Warranty Period, Charby will, at its option: (i) repair the Product at no charge with a new or refurbished components or (ii) replace the Product with a new or refurbished Product upon return of the defective Product. Any replacement product will be warranted for the remainder of the returned unit's original warranty period or 30 calendar days, whichever is longer.

The warranty stated herein shall not apply if: (i) the Product was not used in accordance with any accompanying instructions; (ii) the Product was not used for its intended function and environment; (iii) the Product has been modified, repaired, or opened intentionally by any party other than Charby; (iv) any defects or damages caused by wear and tear, accident, misuse, abuse, abnormal conditions, improper storage, exposure to moisture, dampness or corrosive environments, improper installation, incorrect voltage application, food or liquid spillage, natural disaster or other external causes.

To the extent permitted by law, Charby does not assume any liability for the loss or damage resulting from the purchase, use or misuse of, or inability to use the Product or from the breach of the express warranty, including incidental, special, consequential or similar damages, or loss of anticipated profits or benefits. Charby's liability shall be limited to the purchase value of the product.



CHARBY EDGE
EDGE KEY ADAPTER
DUAL KEY ADAPTER
CHARBY EDGE PRO

THE "MASTER KEY" CHARGING CABLE

07

USER GUIDELINES

01. The Dual Adapter has 2 different sides. 1 side is Lightning (with 8 pins), and the other side is Micro USB (with 2 tiny hooks)
02. When plugging into an iPhone / iPad, the device's screen should be facing up while the adapter's lightning pins are facing down.
03. When plugging into a Micro USB device, the connector's Micro USB side should face toward the "flat side" of the device's Micro USB port.



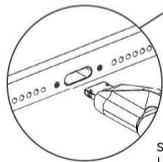
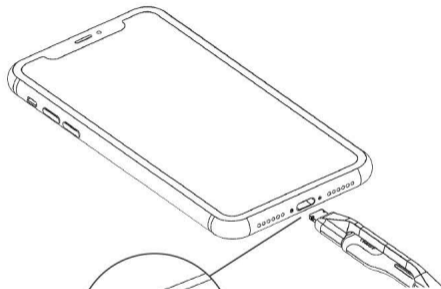
Lightning (with 8 pins)



Micro USB (with 2 tiny hooks)

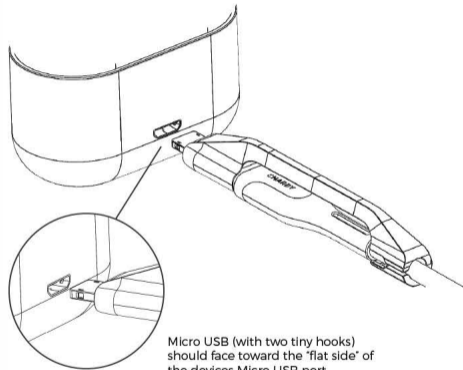
08

iPhone / iPad

Screen facing up and
Lightning pins facing down

09

MICRO USB DEVICES

Micro USB (with two tiny hooks)
should face toward the "flat side"
of the devices Micro USB port.